



"Rifleshooting is a solitary activity: Riflemen tend to be loners."

This paper is designed to show the last few years of my shooting prior to making my self-initiated mark of 100,000 rounds shot, which was on 6. Juli 2019. This bar C will be discussed.

This paper will show mostly my 45th Rifle Brigade activities but will include samples from the guns, ammo, targets, ranges, and the guys that shot with me and helped with spotting, picture taking, and constructive criticism of bullet placement, proper powder, primer, and windage correction.

This paper will reflect information from my Shooting Journal, emails we have sent, and a few targets, images, and stories from being on the firing line at some range in Oklahoma, Texas, and Montana.

This paper (notice my anaphoric referent) may/may not discuss ricochets, negligent discharges, or guns that blew up on me but will say for the many worthy folks I have met, read, and shot with over these years, just one word: "Thanks!"



As proud as I can be...from 500 yards with my M14 Battle Rifle.

Pix by KJW.



The plate is just to the right of the tree in front of the berm and is four feet off the ground...



Ah, it is tuff being solo up there on the Walker 500 Range (W5R) – but where my best shooting shows up...



Ok, we'll pound that 500 yard plate with my Remington Big Bolt .308!

22 May 2018 - #s 992, 993, 994, 995 "the knobs worked!"



How about the 500 yard line with my short barreled Remington .223?

pix by KJW





These two shots were off-hand from 500 yards with my M1A. Kenneth stayed with me long enough until I hit the muthers but he will tell you I did pile up some army surplus 7.62 brass on the ground – and the barrel was a tad hot...



My little darlings: Matthew, Mark, Luke, and John.

WE HAVE A 500 YARD LINE!

Thursday, February 16, 2017 6:09 PM

A gorgeous day at Kenneth's Range with about 50 degrees, clear blue sky, with no f'ing chemtrails. The range has just completed a controlled burn southeast of the barn and it really looks good – smells like smoke...

Was a bit muddy and glad we had the big F Truck and the R Truck because my YUK would still be there...

Picture shows a new and almost sturdy shooting bench at the 100 yard line: The Rifleman are gleefully discussing one inch groups with Wayne's new Savage 6.5 Creedmore rifle.

After some serious discussion on trajectory, downhill shooting, ricochets, east Carter County, and impact area **we now have – thanks to Kenneth – a 500 yard line!** Details to follow, rules to review, but we will shoot from the entrance road about 30 yards past the front gate going across just north of the pond to a berm southeast of the barn. The plan is to have two telephone poles with a 25 foot chain between and hang all targets on same.

We can now have a long distance 45th Rifle Brigade Merit Badge. It is in three parts: Shoot 500 yards, Shoot 500 yards and hit the berm, Shoot 500 yards and hit the target...more input later...

We all left with smiles on our faces. We will have to buy Kenneth's lunch for a few meetings...wait till you see the 3-Gun line up now!

***So, what rifle will you bring to earn your Long Distance Merit Badge (LDMB)? ***

Note: ***One shot, One pill, are the building blocks for going out to 500 yards.***

Almost forgot. Wayne brought his new Smith & Wesson 500 and 460 revolvers. Kenneth and I shot up a whole box of his bullets – about \$4.99 a shot. We plinked, pounded, parched, the pond plum dry!

G



Wayne and Kenneth at 100 yards.



Walker 500 yard Range (W5R) - 2/24/2017 (100 yard line)



Owner, shooter, hunter, KJW himself!



Some first shots at the 500 yard line – Piece of cake!

2 March 17

Aimed 3 feet high –

M14 on 500 yd line –

My merit badge -

Kenneth and I had a great day on the 500 yard line with both of us earning the LD Merit Badge.

As we are over the hump on having a range to accomplish long distance shooting, we are reporting “it’s getting’ there.”

Sky was clear, ~ 66 degrees, wind was light and variable (s. east, east at 5 - or so).

a. 3 pings – The big 700 308 Bolt worked as advertised (11.25 MOA come ups). Two shots to check zero, then 3 of 5 on the plate.

b. Aimed 3 – Kenneth is pointing to his aim spot (his uppers) for his 8 o’clock hit on the plate.

c. M14 – just couldn’t stand not to shoot my Main Battle Rifle (lot of dust, a few holes, but it smelled good!).

d. My Merit – Kenneth’s badge shot made our day!

For Badge Note: Shoot 500 yards, hit the berm (back stop), and then hit the plate is the award (Basic Badge – bars to come later).

Being in the shade will help later on.

We’ll have a 10x10 cover later on.

Takes time to get all set up – not quite as easy as the Boxcar.

Shooting w/o wind is almost a must.

The gun goes bang, refocus to see the plate wiggle, then in about two seconds the sound comes back.

Tip of the hat to John for setting us up over the years to hit 100 and 200, and to Kenneth for his LD range to shoot 500 yards!

"I love it when a plan comes together." A-team Hannibal

G



My Merit Badge hits



M14 on the 500 yard line.

++++

Kugelschlag

16 March 2017

This little note is to discuss a short shooting trip I had this week and has to do with “bullet impact.” Got to spend some time by myself shooting at Walker’s 500 yard range (W5R) on Tuesday and wanted to share some quick learning lessons to maybe save us some time later on when shooting in “the Sniper’s Quarter Mile” (out to 500) – ah, remembering stories, comments, and words from John Burton, Boston T. Party, and Jeff Cooper.

First I have to show my little Darlings as they were getting a patch every 30 minutes until Hoppe’s 9 took all the copper out of the barrels (The Main Battle Rifle took 15 patches).

My little darlings: *Matthew, Mark, Luke, and John*. (see previous pix on page 6 for these rifles)

1. It will take three to shoot 500 as we need a shooter, spotter, and recorder – more on that later when we shoot. I can see the splash hits on the plates with all my scoped rifles but cannot see the holes in the cardboard (or paper) – even with my Bushnell spotting scope. So, going down to look at the holes every 3 to 5 rounds takes too much time and energy - and gas.

2. After half a day just on the range shooting more than two rifles is pushing the eye balls looking through scopes and moving equipment around plus the bugs, heat, and wind.

3. Plan on shooting 500 yards when the wind is not blowing.

4. A rifleman will have a zeroed rifle to shoot before even trying 500 yard work.

5. A rifleman will take what we learned at the Boxcar (and JAB’s bench) to be able to shoot three holes in a two inch orange dot at 200 yard to be able to expect bullets impacting on a 12 inch plate at 500.

6. Scopes. Without spending a lot of time here, Carlos Hathcock shot center mass and knew how to hold. He didn't do a lot of diddling with the scope turrets – so I have read. However, for me at W5R and at 500 yards I have to move my elevation and wind so when I shoot I am looking at the cross hairs and not 'holding' anything (except the f*ing rifle). Kenneth can hold, John can hold, because they have shot big game in Afrika and that's fine; however, we/me have the time to twiddle with the turrets and dope my scope for killing plates, paper, and pigs. Enuff of that for now!!!

7. Not really. If one inch at 100 yards is one MOA, two inches at 200 yards is one MOA, then five inches is one MOA at 500 yards. So I set up the nearest to five plate I have and it is six inches. To shoot one MOA I had to shoot within five inches. [1/2 MOA would be inside of 2.5 inches]. So, here is my story. Got my 700 REM Big Bolt .308 zero at 100 rechecked, played with my turrets, and then shot three at the six inch plate (shot numbers 862, 863, and 864). As luck would have it they splashed 2 ¼ across (< ½ MOA). Covered it paint but went back to mark it:



This is another reason for having good supporting help while on the range as bookkeeping, counting rounds, and checking to see no one is driving a Kubota across the 500 yard line – another briefing issue Kenneth and I will explain at our next Bivouac or next time three of us shoot.

8. The rest of my little darlings did not do as well. I have 17.63 reasons why but not today. It is past yard arm time and I need to read up on my M14's peep sight.

9. Do have an alternate shooting scheme that Keith and I have discussed before and we can be "Cooks or Riflemen" and not shoot past 25 yards. More on that later.

So, test question: what the f' does **Kugelschlag** mean?

You have to love Jeff Cooper...

That is all,

G

16 March 2017



Could be the boots, the Ram, the pistol, or something...



You gotta hold it up!

24 March 2018 (W5R) German MEN 7,62 mm x 51 147 gns FMJ

JH pix



Jim from the 500 yard line with the M14 – his merit badge on W5R

24 March 2018



KJW, the best spotter (ever) at W5R.



Ask Keith how good Kenneth's spotting is! This is Keith's qualification on W5R at the 500 yard line with his Remington .243.

Between the two of us we have done some shooting with Fred's "Cook – or Rifleman?" which is an **Army Qualification Test** shooting a M14 with reduced sized targets all at 25 meters. This on below is the Stage 1 target (it is 8 inches high) for 100 yards and is shot from a standing position – 10 rounds 2 minutes 'Load one magazine with 10 rounds.'



This target had two 3s (one not shown), two 4s, and six 5s for a score of 44/50.

The other three stages are for 200 yards (rapid sitting), 300 yards (rapid prone), and 400 yards (slow prone) and this is the one that separates the cooks out because the targets are so small simulating the distance, while still shooting 25 meters. (**quotes below are from "Fred's Guide to Becoming a Rifleman.")


The ammo Requirements for Qualification are 65 rounds total using 15 sighter and 50 for record. Great fun!

Ri fle man (ri' fel man), 1. A soldier armed with a rifle. **2. Man skilled in the use of a rifle.** n. pl. ri fle men.

"The true measure of the rifleman is not how fast he can shoot, but how many targets he can hit per minute."

"The most deadly weapon on any battlefield is the single well-aimed shot." CT Jim Land.


Am looking forward to working up (shooting up) to be Expert. *Dang, someone has to do it!*



This bullseye is about 36 inches across and is the NRA 500 yard target. My "Proof" (I was close) of concept shows with a little skill, some good iron sights, and a really good spotter this segment of long range shooting could really be fun. Have noted at the end this is still on my schedule for shooting. Having the camera will help - as soon as it cools off I'll be there!

Note: the bullseye size will be larger each 100 yards out so that the same size bull is seen regardless of the distance.

Also taking a bead on this with my REM 700 Bolt will be another test to see just what can be scored - as compared to just striking the plates. *How about 10 in the ten ring?*



Red/white, scope, AR, Blue Press? It has to be something!



Wayne needing a good spotter rather than a photographer. We have a camera now where we can see the hits from the 500 line – thanks to Wayne...



W5R heading is ~ 050 degrees.

Each red spot is pretty close to each 100 yard target. So, let me show you the real target – and challenge!



“Leo” - KJW’s lion

Now our long distance shooting has taken on a Serengeti South African hunting arrangement – of course, Kenneth and John are the only two out of the Brigade to have had this privilege – well, Debbie did make a trip once – but Kenneth has upped the bar. I accused him of shooting those well place heart killing shots using a stick brace from less than 50 feet but we all know better. This animal target is a daunting shot and it takes more than just zeroing your rifle to hit it.

Certainly did add to the shooting on the range!

Course, I got this email that said something like “See if you can beat this ❤️ sill!”

I knew my ‘beat this’ would not happen quick.



The best three shots I’ve ever made (#s 895, 896, 897) with my Big Bolt...yeah, a bit low...

However, here are two responses by my number one daughter and my Litt’l Bro:



Kelly documenting bagging her a lion – yeah, bit low.



Jim calling in his hit on Leo the lion – humm, tad low.

Have been told, as I move on with this shooting paper, there may be some more wild animals to shoot at back on the property.

Hopefully the water has filled up all the ponds and streams on the range.

How would you like to be like Kenneth and shoot a hippo?



Gunsite Academy, Yavapai County, Arizona (pix gh)

God Bless Jeff Cooper

(Been there and see the range – missed him as he was feeling poorly.)



Going south just crossing the Red River, a soldier of the 103rd ID - and me.



On the way to kill some skeets with Keith (well, watch). Keith is a good instructor and have seen his 24/24 scores but I shoot skeets like I shoot a rifle – not good. Going through this gate is on my list of things still yet to do.



John is helping me learn to shoot on the 600 yard line up in Tulsa back in '09 when Jim and I went up to visit (JH pix).

It took a while but learned a four powered scope is not much good to hit anything that far out and more importantly if you don't know where the bullets are going it is a waste of time to piss them off by just shooting south...

I miss the Zink range. We had some good times up there.



Ok, how about going to Frank's on **The 4th of July** for some belt fed, crew operated 50 caliber air cooled machine guns? Some of those rounds were going through his berm...Ah, the "Ma-Deuce."



The front of the half-track with Kelly and the Ma-Deuce at Franks!



This is Frank in the red shirt and Colt .45 on his hip pontificating about the water cooled .30 caliber machine gun. He is telling the owner more than the owner knows about the gun, rate of fire, how it shoots, and on his property, exactly where to shoot it.



Would pay good money to have this set up in my back (or front) yard. Can't tell you how much fun it is to shoot plates fast (and hit 'em) with a big magazine in your gun. My XD in .45 really worked well with this but it was the trigger – again...



I am shooting so fast and so well the camera is unable to see or capture either the 12 pieces of brass flying or the 11 plates I just knocked down...damn cameras. It could have been the photographer by the way, but this shooting demo was before Keith came up with my new deadly Mossad grip. It is also a good grip to sleep with at night.

Wonder where we can set up range like this...?



Don't know where the bullet went while shooting this .44 at Frank's as it felt kind of funny in my hand when it blew up. The Ruger folks fixed it no charge but I think the guy who owned it bought some cartridges someone reloaded a bit high.

Jimmy's range in Norman, Oklahoma



Speaking of another range we used to shoot at, let me point out Lit'I Bro at his range holding my M1A before he painted it. We were both surprised one day when my Colt doubled fired – whew...matter of fact one of my .45s did that when Keith and I were at the OKC Gun Club. Would that be a negligent discharge? Can count on one hand for both.



Those are 30 caliber holes – got to be M1A!



Here is Jim's painting of the M1A!

+++Boxcar Next!+++



That barrel the Master Gunsmith is working on is for my **J. Burton** 224-6mm Wildcat. Think it was Jim, Keith, and I watching him do his thing. Some say he can run that lathe as well as he can shoot but really don't want to take a side.



Two happy cousins with a rifle that shoots every bit as good as it looks (will get blued barrel soon).



Look at all them guns...tuff life on the Boxcar bench. At least Jim has a good spotter with Kilo Mike.



Ken has a bead on a rag-head rocket launcher!



Bivouac IV – Ken, John, Keith, & Wayne critiquing.



I think Keith took this picture. This is a depiction of being on the line at the Boxcar. Is this beautiful or what? Pink berms at 25, 50, 100, and 200! (Don't bring up the pink pig – management was not pleased when someone did that.)

What really is good is the silhouette of the rifle...I'm telling you the M14 Battle Rifle is as good as it gets...except for maybe shooting on this bench. Well, *this picture should be framed*. All we lack is the smell of some fired 7,62 German.



Bivouac VII – Wayne, Kenneth, Jim, Gary, Les, John,

and Keith.



Jan '15 – Ken, Wayne, Keith, Jim, and John.



Bivouac IV, GH, JB, KR, JH, KM, WN

All these guns....JB and I have short barrel .223s, .243, long barrel .223, AR-15, and a Howa 30.06?



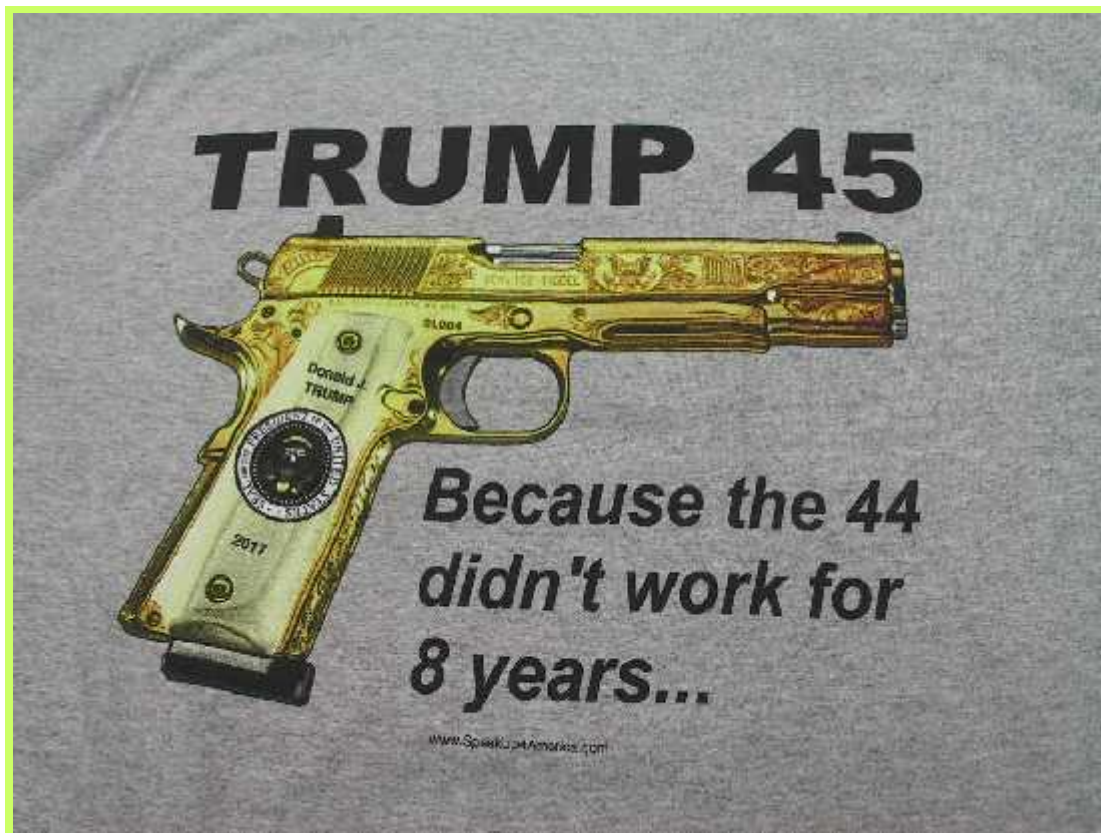
JAB and Kilo Mike with a new REM 700.



Jim at the 200 yard line with two almost touching.



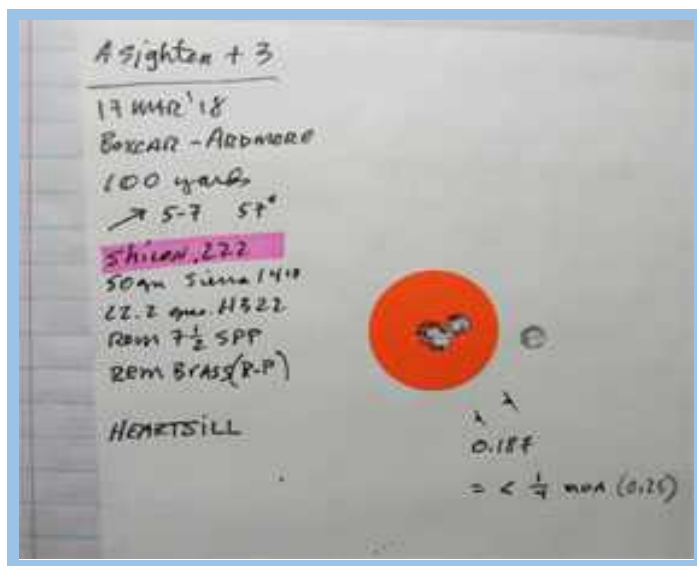
Me at the 100 yard line with two almost touching too.



The 45th Brigade for the 45th President: Gary, John, Jim, Ken, Keith, Bob, and Kenneth – 9 Nov 2016.



GH looking down a very nice Bushnell scope (no ears, bolt back) with one of the Best Shilen .222 rifles ever built. John is now the proud owner of this rifle – the .222 has been a favorite of his since he was 14 years old...



Journal page for 'my' Shilen .222 back in '18.

CALIBER	.222	WEAPON	Shilen PDA .222 N 18120	LOAD #		DATE	27 NOV 18
BULLET	GRAINS 52	STYLING	Sierra	TYPE	HPBT	LOT #	
POWDER	GRAINS 22.2	MFG	Hodgdon	TYPE	H522	LOT #	
PRIMER	NUMBER Rem	MFG	1/2	TYPE	BR	LOT #	
CASE	LENGTH FC	MFG	Federal	TIMES FIRED	4		
CARTRIDGE CAL	# OF SHOTS 3	GROUP SIZE		CONDITIONS			
COMMENTS: Bullock Box Car 61' 1/2 ft 100 yards Bench Rest							

Journal page for 'my' .222 Shilen – 2010. What this shows you is the accuracy of the rifle and how difficult it is to get three in a hole; however, the one on the bottom is my best three. Putting three in a hole is shooting a hole and putting two more in the same hole without making the hole any larger. Or, shooting a dot target and putting three (or five) in the same hole.

Hence, the job, joy, jangle, and justice of precision shooting is consistency, reliability, persistence, and perseverance. It takes some bullets, targets, ammo cans, a few rifles, and a few pistols – the reward is worth it – all 100,000 rounds!



This 25 yard line even with my Ruger 10/22 bull barreled rifle with a really nice scope presented a challenge. Could hit some of the targets and especially enjoyed the one-shot, one-aspirin shooting. But it was not consistent.



Even with this set up. So, I started thinking about a new rifle. Johnny showed me some very difficult targets and I will not tell you how much money it cost me. But I now have a bolt rifle that will shoot dots on his target(s). What a great day this was.



So, now we go to my range where Kelly and I both have new rifles to accommodate the dot killing on paper.



My trap in the north east corner of my hangar.



New 'sand' trap up close. About 3 feet wide. 3/8 steel.



Those are 2x6s going up. About 30 feet by 8.



Range done sometime in 2012 or so.



Wood coming in to cover reloading room.



West wall in armory set.



Armory complete.



Early shot of range.



New fan going in. Exit will be a pipe in window.



This is the latest with clean trap, new paint, and has egg shells.

Time to share a little shooting in my “wine cellar” as I have enjoyed the most of 10 years now setting up my work area on the east wall, my reloading 8 by 4 room in the north east corner, building the range, and then adding the east room to be my armory. It was fun flying my Pitts out of here but had to move on and really get into the gun business – meaning shooting and reloading.

Most of this has been sent around or is in one of my scrap books but want to show some targets, visit about some of the shooting lessons learned, and brag a bit about some wall hangers. Of course, some of us get to spread out around the house displaying ‘hunted’ animals and I am proud to have seen some of them. Shooting a Cape Buffalo has got to be a deadly thrill – my hat is off to the both of you.

Am leading up to my “Fighter Pilot’s **“I love me wall.”** Putting up a target with a good score, or some dots shot out of the center of an ~8mm circle is worth putting on a wall whether it is a ‘I love me’ wall or not. Will have to blame Johnny again. Just when I get to a point of “look at this” he says “now, why don’t you try this one?” As I have said the “one shot, one pill” drill was a game changer – and that didn’t happen overnight either.

Remember at the fair where you had to shoot out a paper red star with a f’ing B-B gun? Nice task if the gun would shoot straight. Well, some of my shooting has been shooting those orange stickers like John has us shoot at the Boxcar.


Let me show you (again, for sure) some of the fun I have been having going toward and enjoying the bar C 100,000!




Some 10/22 plinking holes.



10/22 Ruger holes on 6 Jan 2019.




Looks like some big bore, one on one...



With my 10/22 on the left was 25 rounds at 12 yards. Middle was 25 top and 25 bottom from 10 yards.

This next on the right was some of my first shooting with my 22 pistols and seeing how fast I could shoot. Right hand is from 8 feet shooting 5 strings of 10.

(I show a cartridge w/o a working primer on a 22LR as the 36 grain bullet has 1.4 grains of powder to propel it.)



Three in a hole drill with Buck Mark.



This is a nice shooting gun and a good 22 to have.



50 mags for one of my Browning Buck Mark days...

Next page – worked as advertised! All 500 of them!




500 rounds one day...

This just shows how much fun I had one day loading up 50 magazines with 22LR (see previous page). What was so much fun was shooting the right panel with the 5th magazine of each string (to keep the barrel temp down). I REALLY like shooting 10 rounds just as fast as I can – as I have mentioned (more than once). The shooting time average is 10 rounds in 1.92 seconds.



Magazine roll call before leaving for Kenneth's W5R.



People may argue with me on my discolored screens not saying "Hail Yes!" but they won't argue with me when they see my bad ass Mossberg Bolt Scout in 7,62 German.



Speaking of Hebrew – this will get you to the front of the line.



This is just for Keith.



Well, this one is more for Keith as he really pays attention to cleaning his guns – especially his shotguns.

Oh, speaking of this one which was a birthday present a while back, it is designed for 3-Gun stuff. Glad you asked about this as I won't spend much time but out at W5R we have set up a time or two to do some 3-Gun shooting and I promise you this is on my list now – big time!



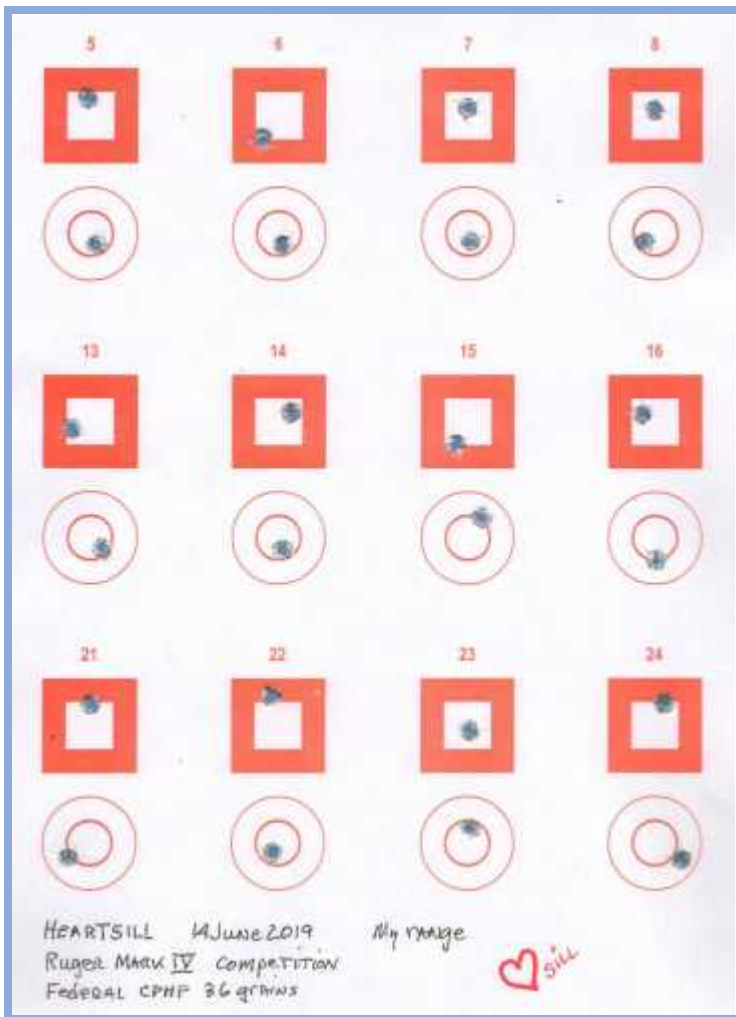
Rifle, pistol, and shotgun.



And the winners are Keith, Les, and Gary!




As Frank use to say, "Buy 'em cheap, Stack 'em deep." (These are army surplus 7.62.)



Pistol (Ruger MK IV) all inside the lines – from ~ 8 feet.



Another good way to shoot and keep score.



A fun day!



To have this much fun it takes a lot of bullets – maybe a brick or so.

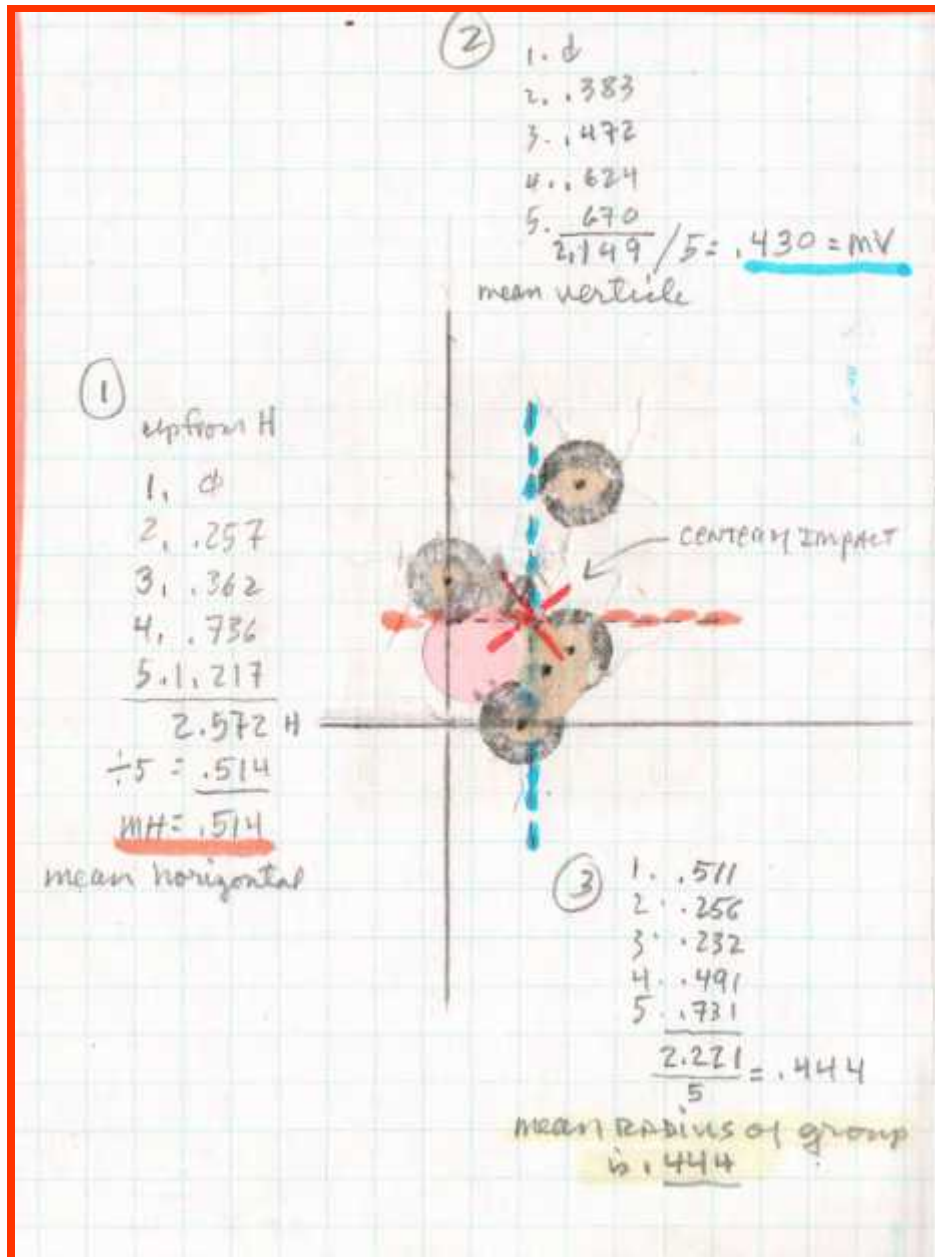


Damn, this was fun...



From 34 feet – 3 shots Ruger 10/22 – 24 Dec '18 (rest).

Let's talk about precision too.



10 July 2011
 Match Pistol
 22' from rest – in hangar range
 One string of five
 (Note the three means...)
 Heartsill¹

(Johnny sent me home...but I do have another page if you are interested.)

¹ "Target measurement" from: Naramore, Earl (1954). Principles and Practice of Loading Ammunition. Pages 516-519.



Let's cut a card – piece of cake! [0.33mm/0.013 inches thick.]



Bang! Can put my black bladed front sight and shoot the left side or the right side of the card...



How 'bout the whole f'ing deck? Only took 52 shots! (I'm lying... 'bout, maybe... well – how did you do?



20,000 on 20 Jan 2018...gotta keep 'em coming!



Biscuit was there on both events!




Took 10,019 rounds – kinda blew up...

This demonstration was after some real excitement shooting my guns as I was seeing how fast I could shoot my .22 and .45 pistols. I will promise you my Colt letting 10 rounds go off in about 2.05 seconds in my range with all the noise, smoke, sparks, specks, and fumes was just stupendous!

Course, the heat finally got to my Colt barrel and as we know things wear out. Did get a check mark on getting 10,000 rounds through my:

COLT'S MK IV/SERIES '70
GOVERNMENT MODEL
.45 AUTOMATIC CALIBER

Then Johnny put a new Matched Ed Brown Barrel in my Colt .45...



The orders came in showing the line up ammo to be put down range.

Was going to include the 10/22 but changed my mind (reason for the magazines in the pix).

The orders were titled 'Shoot 'em Up!'

The four targets above show how much fun this was left to right. The first target was initially from 27 feet using my left hand, then it moved over shooting at orange dots trying to shoot them out. Three was seeing if I could stay in the black from about 9 feet. More of the same on the final target with orange dots but with the lower left being fast fire (not max, but fast).



The brass on the floor is from this last week of shooting. The range officer said I couldn't shoot again till I picked my brass up. Yes, this black shit is awful. Can't believe with only 1.5 grains of powder in each 22 that so much residue is on the floor. Well, this is one reason I wear a mask when I'm shooting a bunch.

Today was my best day of the year. Had more fun today sparking, flitting, squinting, and banging away for a few hours. Then I tried to get cute. Set up my Braniff cards and started whacking away from 6, then 12, then 27 feet. The results show I am shooting a tad to the left. Does it count if you don't pop the card into? Well, glad you asked that because today all three were hits – and counted. As a matter of fact the 27 foot card cut only took three shots.

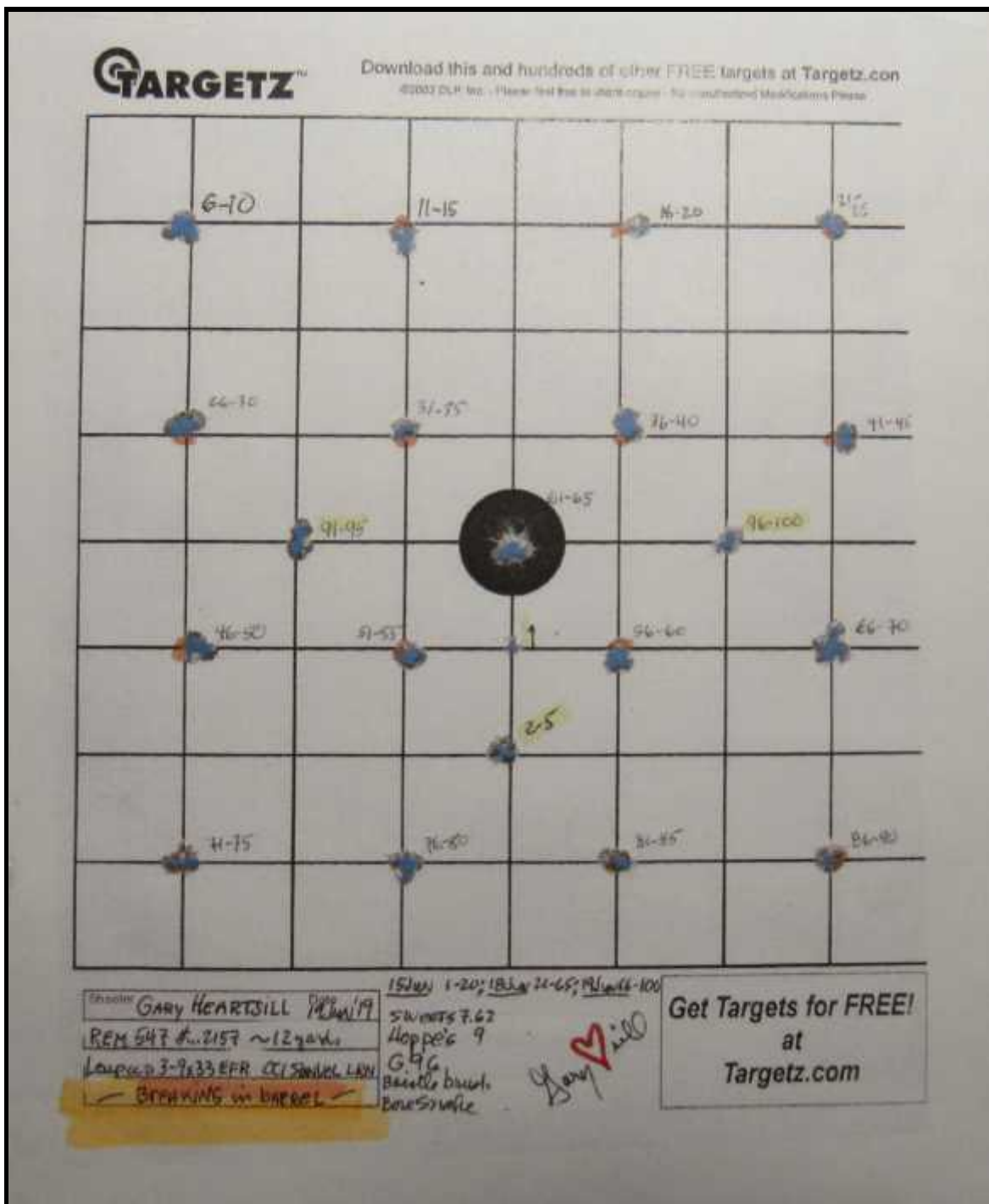
Now, the punch line: All 500 rounds today were shot left handed.

As the big boys say "Kilo Mike Alpha!"

G ❤



Bang, bang, bang...27/30 Oct '18



Five to a hole...

Between the bang, bang, above and my trophy Flyspeck wall hanger below, let me take a second to go over breaking in the barrel on my Remington Model 547 "Custom" Grade bolt rifle with a 22" Match Grade Shilen Button Rifled barrel. This copy is from my Journal and shows three different days shooting five shots at each dot and then after about 15 rounds cleaning the barrel with the tools listed above. The shooting was really fun and starts off advertising the guaranteed 1/2" (5) shot max group size at 50 yards. This proof just may get hung on a wall in my armory.

The shooting and getting used to the rifle made it a whole lot easier to shoot them 50 Flyspecks. Just another one of the splendid joys of shooting 100,000 rounds and fooling around with guns, ammo, and the sport of shooting.



My Remington 547 Bolt with (my) award honors of 94% on “Flyspecks”

This picture goes full circle to shooting from the Cabin at John’s with the fun we had shooting baby sized aspirin. Again, his challenge moved me to at least two more rifles before I got this REM bolt while seeking the most accurate one I could find/get/buy.

This bolt did it. Have touted this before with some notes but shooting these specks between lines about 8.5mm wide is no easy task. But it is a lot of fun. Good for another wall hanger on my trophy wall/room/armory.

Have given a sample of what it has been like to finish up my 100,000 rounds. The big push started on July 17, 2014 when I got half way and said I am going to knock it out in five years. The big push came early this year when I realized what year it was and texted myself “time to shoot.”

This sample does not have my guts laid out and may be an error. Had wanted to preserve some of the small things in the shootings, readings, Bivouacs, Boxcar, events where I learned something. Did get some of that with some trophy hangers and a new Mossad grip but I did learn about squeezing a trigger. Had to be reminded every shot the squeeze was the only thing that counted – if I had the front sight where I wanted it.


This sample does not have the renewed choices in shooting. Course, this should be obvious in part but my 1911 Colt .45 has held up as the best pistol – ever...along with three more 1911s in dot four-five. This is what a real pistol is.

Reaching out to the 500 yard six inch plate with a bolt action .308 is the rifle...mine happens to be Remington. When you want to put a dot on a plate this is the one.

Yes, I am in love with my M14 – would be buried with it if I could. Have the silhouette from page 27 hanging in my carrel.

So, will close with the last pages showing some brass, more brass, and some guns and ammo...this is where it is at.



The bar C - 

Shown in the center piece

Is also noted (finally – 6. Juli 2019) on the Joust Banner

Am not done

Shooting the big black bullseye from 500 yards w/open M14 sights4

Enjoying some 3 Gun stuff at W5R

And seeing my Riflemen – don't forget NOD – at the Boxcar!

And the bench, my blue Wildcat...and more!

Ausdauer, Hartnäckigkeit, und Entschlossenheit.



C

C is 100 (HUN)

bar **C** is 100 x 1,000

or

100,000

Perseverance, tenacity, and resolve.

